

Scaled data based on original data using
LM-79-08 Approved Method: Electrical and Photometric Measurements of Solid-
State Lighting Products

Test Report Prepared for
Cooper Lighting Solutions
(formerly Eaton)

Brand: McGRAW-EDISON

Report Number: P227567

Luminaire Tested: **ISS-AF-350-LED-E1-T2-7050**

Issue Date: 3/3/2020

Test Information

Test Method: LM-79-08
Report Number: P227567
TEST IS SCALED FROM IESNA LM-79-08 TEST DATA (P29758)
Test Lab: INNOVATION CENTER-P2
Issue Date: 3/3/2020
Manufacturer: COOPER LIGHTING SOLUTIONS (FORMERLY EATON)
Product Line: MCGRAW-EDISON
Catalog Number: ISS-AF-350-LED-E1-T2-7050
Description: IMPACT ELITE LED QUATER SPHERE LUMINAIRE
LIGHT SQUARE WITH ACCULED OPTICS-TYPE II
Light Source: (16) 5000K CCT, 70 CRI LEDs
Ballast/Driver: ELECTRONIC DRIVER

Summary

Lumens per Lamp: N/A
Luminaire Lumens: 2336 lumens
Efficiency: N/A
Efficacy: 116.3 lumens/watt
Luminous Opening: Rectangular (W 0.5' x L: 0.5' x H: 0')
IES Classification: Type II - Medium - Non-Cutoff
BUG Rating: B1 - U0 - G1

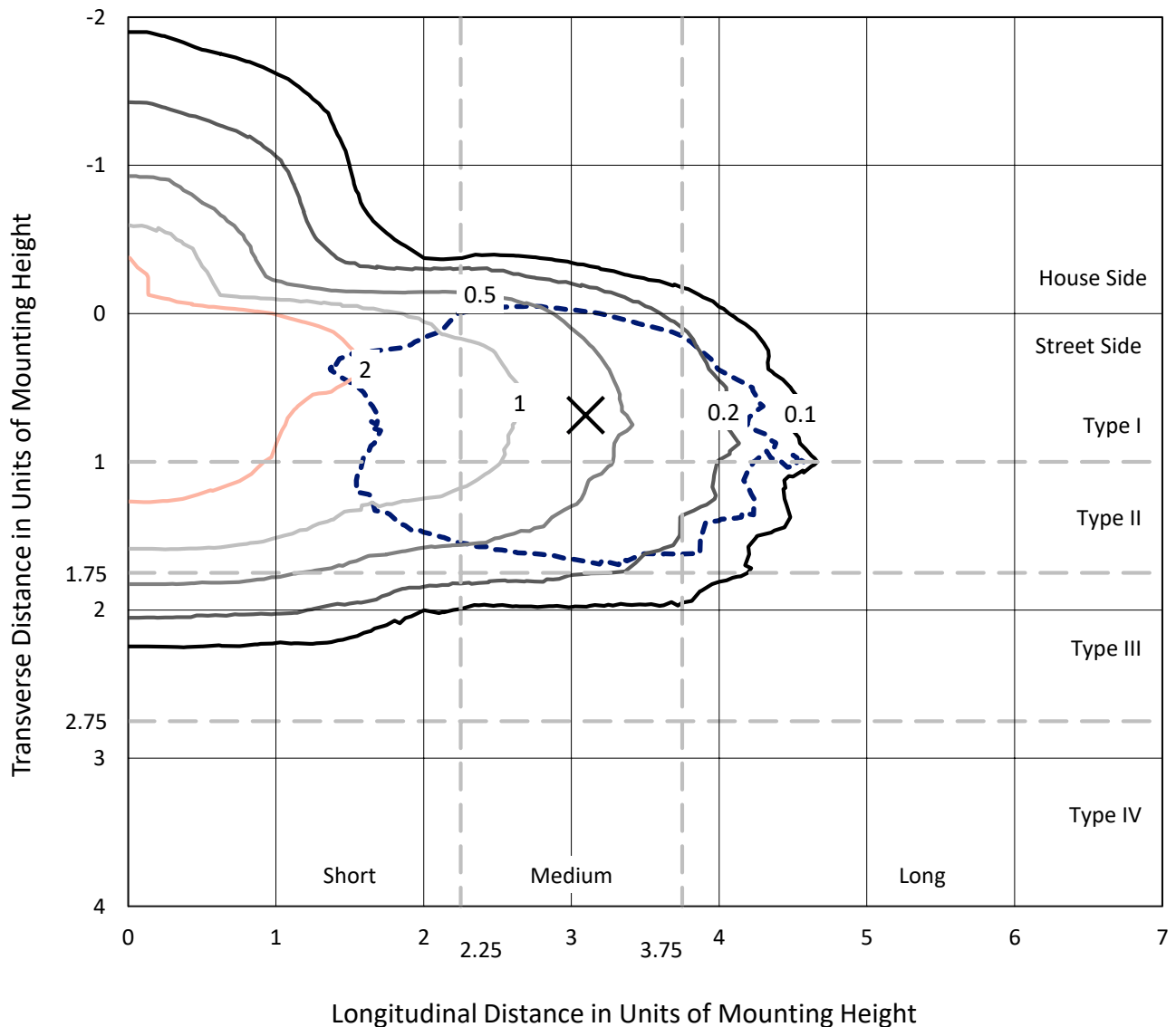
Input Watts (W): 20.09
Input Voltage (V): 120
Input Current (Ain): NR
Voltage Rise (V): NR
Power Factor: NR
Total Harmonic Distortion (THDi): NR
Frequency (hertz): 60
Stabilization Time: NR
Operation Time: NR
Ambient Temperature (°C): NR
Test Distance: 25 FT



REPORT NUMBER: P227567
 CATALOG NUMBER: ISS-AF-350-LED-E1-T2-7050

Iso-Footcandle Lines of Horizontal Illumination

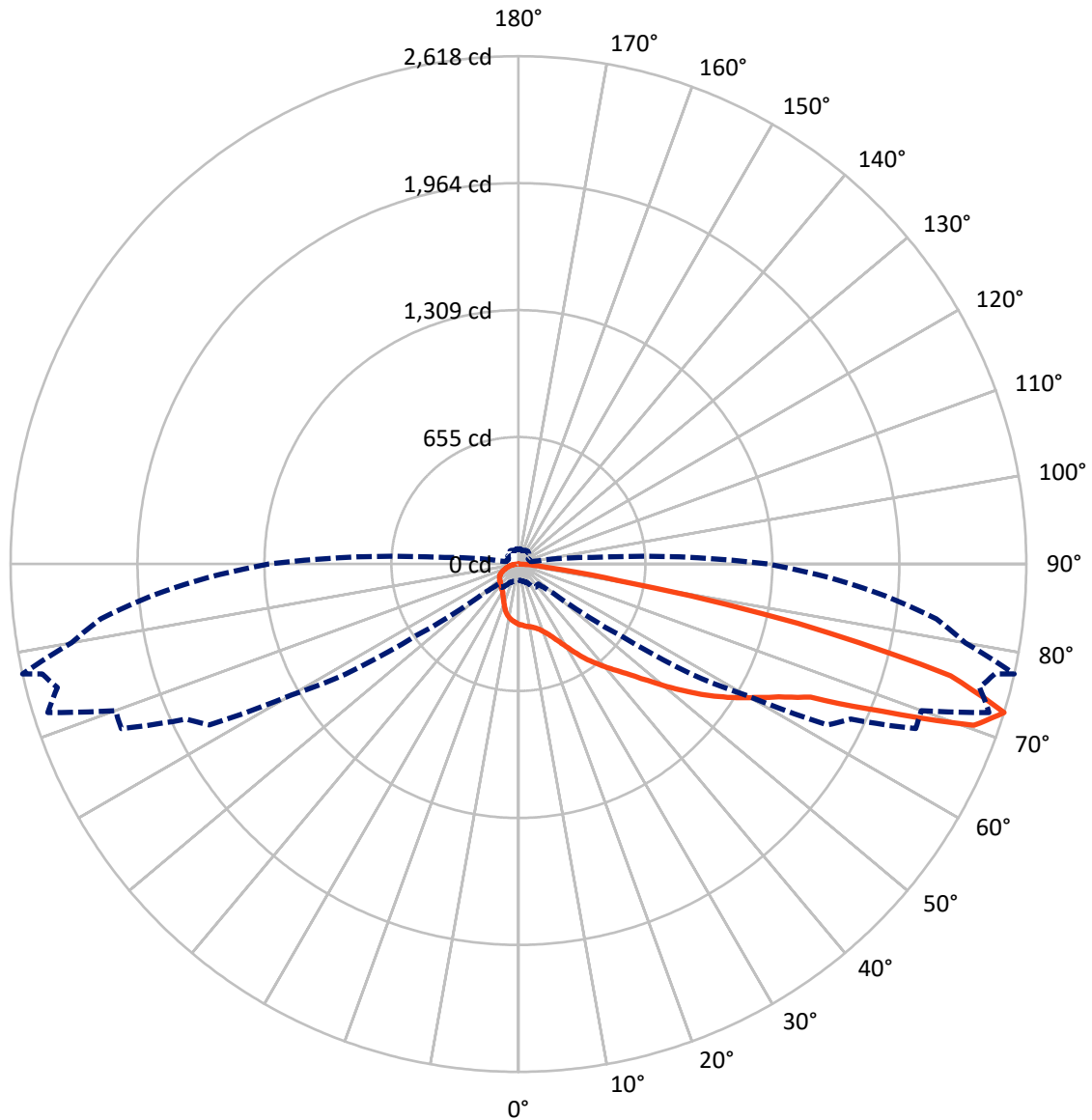
× Max cd
 - - - 1/2 Max cd



Based on 10 foot mounting height. Maximum calculated value = 3.8 fc
 Type II - Medium - Non-Cutoff

REPORT NUMBER: P227567
CATALOG NUMBER: ISS-AF-350-LED-E1-T2-7050

Luminous Intensity Polar Plot



— Vertical Plane Through 77.5-Deg Lateral - - - Horizontal Cone Through 72.5-Deg Vertical

REPORT NUMBER: P227567

CATALOG NUMBER: ISS-AF-350-LED-E1-T2-7050

FLUX DISTRIBUTION:

		Downward	Upward	Total
House Side	Lumens	387.1	0.0	387.1
	% Fixture	16.6	0.0	16.6
Street Side	Lumens	1948.9	0.0	1948.9
	% Fixture	83.4	0.0	83.4
Total	Lumens	2336.0	0.0	2336.0
	% Fixture	100.0	0.0	100.0

Coefficient of Utilization

ZONAL LUMENS:

Zone	Lumens	% Fixture
0°-10°	29.0	1.2
10°-20°	88.8	3.8
20°-30°	157.7	6.8
30°-40°	249.9	10.7
40°-50°	374.8	16.0
50°-60°	485.7	20.8
60°-70°	551.9	23.6
70°-80°	366.2	15.7
80°-90°	32.0	1.4
90°-100°	0.0	0.0
100°-110°	0.0	0.0
110°-120°	0.0	0.0
120°-130°	0.0	0.0
130°-140°	0.0	0.0
140°-150°	0.0	0.0
150°-160°	0.0	0.0
160°-170°	0.0	0.0
170°-180°	0.0	0.0
0°-90°	2336.0	100.0
0°-180°	2336.0	100.0



REPORT NUMBER: P227567

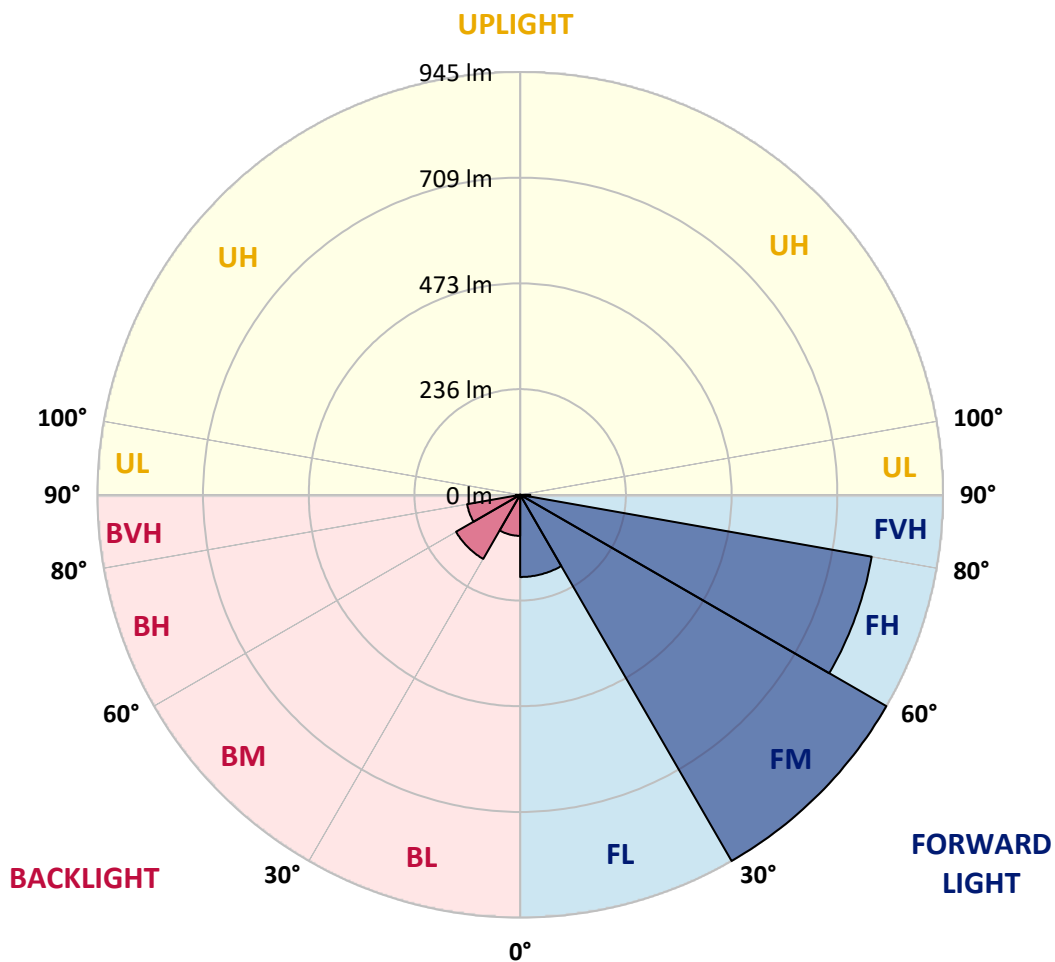
CATALOG NUMBER: ISS-AF-350-LED-E1-T2-7050

LUMINAIRE CLASSIFICATION SYSTEM LUMEN TABLE AND BUG RATING:

Zone	Lumens	% Fixture	Zone Rating/Lumen Limit		
			B	U	G
FL (0°-30°)	183.8	7.9			
FM (30°-60°)	945.0	40.5			
FH (60°-80°)	797.7	34.1			G1/1800
FVH (80°-90°)	22.4	1.0			G1/100
BL (0°-30°)	91.7	3.9	B0/110		
BM (30°-60°)	165.3	7.1	B0/220		
BH (60°-80°)	120.4	5.2	B1/500		G1/500
BVH (80°-90°)	9.7	0.4			G0/10
UL (90°-100°)	0.0	0.0		U0/0	
UH (100°-180°)	0.0	0.0		U0/0	

BUG Rating: B1-U0-G1

Type II Medium





REPORT NUMBER: P227567

CATALOG NUMBER: ISS-AF-350-LED-E1-T2-7050

CANDELA DISTRIBUTION (FULL):

	0°	5°	15°	25°	35°	37.5°	40°	42.5°	45°	47.5°	50°
0°	311.9	311.9	311.9	311.9	311.9	311.9	311.9	311.9	311.9	311.9	311.9
2.5°	337.9	336.3	335.5	334.0	332.4	331.6	329.2	327.6	330.0	329.2	329.2
5°	363.1	361.5	359.2	356.8	353.6	351.3	348.9	346.6	348.1	346.6	345.0
7.5°	383.6	382.0	378.8	376.5	373.3	370.2	367.0	366.2	364.7	362.3	361.5
10°	395.4	393.8	392.2	390.7	385.9	383.6	379.6	377.3	378.1	374.9	374.9
12.5°	406.4	404.8	404.0	404.0	400.1	397.7	396.2	393.8	395.4	390.7	389.1
15°	416.7	415.1	412.7	415.1	414.3	413.5	412.7	411.9	414.3	409.6	410.3
17.5°	433.2	432.4	427.7	424.5	425.3	427.7	429.3	428.5	428.5	426.1	426.9
20°	459.2	459.2	452.9	447.4	438.7	438.7	439.5	438.7	440.3	441.9	444.2
22.5°	478.9	477.3	474.9	470.2	460.8	452.9	452.9	449.7	452.1	452.9	457.6
25°	504.1	502.5	497.0	497.0	487.5	477.3	475.7	471.0	476.5	466.3	474.1
27.5°	534.8	533.2	526.1	523.0	518.3	505.7	502.5	503.3	508.8	493.8	501.7
30°	573.4	571.8	563.1	554.5	546.6	533.2	531.6	530.9	543.5	526.1	536.4
32.5°	622.2	622.2	612.8	601.0	585.2	567.1	560.8	561.6	578.9	560.0	577.3
35°	696.3	686.8	669.5	651.4	634.8	613.6	604.9	603.3	619.1	600.2	619.9
37.5°	743.5	737.2	721.5	708.1	690.0	669.5	663.2	665.5	678.9	651.4	679.7
40°	786.0	785.3	775.0	766.4	748.2	727.8	735.6	767.1	802.6	749.0	749.8
42.5°	814.4	816.0	815.2	816.0	805.7	784.5	797.9	842.0	902.6	871.1	842.0
45°	819.1	824.6	827.0	842.8	853.0	840.4	847.5	893.9	1015.2	1064.1	932.5
47.5°	830.9	836.5	831.7	850.6	897.9	897.1	925.5	942.8	959.3	967.2	1066.4
50°	846.7	856.9	852.2	868.0	906.5	928.6	953.0	975.1	961.7	912.1	938.8
52.5°	847.5	859.3	885.3	901.0	938.8	934.1	950.7	938.8	959.3	908.1	934.1
55°	778.2	780.5	856.1	935.7	1001.9	988.5	978.2	951.4	977.4	913.6	946.7
57.5°	668.7	676.6	755.3	889.2	1031.0	1042.8	1039.7	1037.3	1057.8	972.7	1008.9
60°	548.2	557.6	632.5	790.0	970.3	1001.1	1043.6	1069.6	1122.4	1088.5	1148.3
62.5°	341.8	348.9	431.6	628.5	856.1	916.8	979.0	1009.7	1086.1	1101.9	1203.5
65°	163.0	165.4	197.7	341.8	622.2	736.4	828.6	893.9	987.7	1058.6	1195.6
67.5°	126.8	127.6	139.4	181.9	319.0	395.4	500.1	586.8	686.8	880.6	1050.7
70°	101.6	101.6	111.1	133.9	197.7	207.9	234.7	263.9	306.4	462.3	600.2
72.5°	85.1	85.1	91.4	105.5	146.5	148.9	147.3	144.9	144.9	182.7	233.1
75°	71.7	70.9	74.8	84.3	108.7	111.8	110.3	104.8	98.5	98.5	111.1
77.5°	58.3	58.3	61.4	66.2	78.8	80.3	80.3	75.6	70.1	70.9	76.4
80°	45.7	45.7	48.0	51.2	55.1	54.3	54.3	49.6	45.7	44.9	48.0
82.5°	33.1	33.9	39.4	37.0	35.4	33.1	33.1	32.3	29.1	26.8	28.4
85°	10.2	11.0	18.9	22.1	18.1	15.0	14.2	11.8	12.6	10.2	11.8
87.5°	0.0	0.0	0.0	0.0	0.8	0.0	0.0	0.0	0.8	0.0	0.8
90°	0.0	0.0	0.0	0.0	0.0	0.0	0.0	0.0	0.0	0.0	0.0



REPORT NUMBER: P227567

CATALOG NUMBER: ISS-AF-350-LED-E1-T2-7050

CANDELA DISTRIBUTION (continued):

	52.5°	55°	57.5°	60°	62.5°	65°	67.5°	70°	72.5°	75°	77°
0°	311.9	311.9	311.9	311.9	311.9	311.9	311.9	311.9	311.9	311.9	311.9
2.5°	325.3	326.9	323.7	323.7	319.8	322.1	318.2	319.0	315.0	316.6	316.6
5°	341.0	341.8	337.9	336.3	332.4	332.4	328.4	328.4	322.9	324.5	322.9
7.5°	356.0	356.0	352.1	348.9	345.0	343.4	338.7	336.3	331.6	330.8	328.4
10°	368.6	368.6	363.1	359.9	355.2	352.9	346.6	344.2	338.7	334.7	332.4
12.5°	384.4	382.8	376.5	373.3	365.5	364.7	355.2	353.6	345.8	343.4	339.5
15°	403.3	404.8	394.6	393.8	382.8	382.0	369.4	368.6	356.8	356.0	350.5
17.5°	423.7	426.9	418.2	417.4	404.0	404.0	389.1	388.3	372.5	371.8	364.7
20°	441.9	445.8	440.3	441.9	430.0	430.8	414.3	414.3	392.2	390.7	384.4
22.5°	458.4	466.3	461.5	470.2	458.4	463.9	441.9	445.8	419.8	416.7	407.2
25°	474.9	485.2	483.6	497.8	489.1	498.6	475.7	483.6	449.7	452.1	439.5
27.5°	491.5	504.9	503.3	523.8	520.6	539.5	519.8	528.5	491.5	493.8	479.7
30°	519.0	534.0	528.5	549.8	549.8	580.5	565.5	578.9	537.9	542.7	526.1
32.5°	556.1	573.4	556.8	584.4	582.8	623.0	611.2	634.0	593.9	600.2	579.7
35°	596.2	623.8	597.0	627.7	623.0	664.8	656.9	693.9	651.4	658.4	638.0
37.5°	649.0	682.1	646.6	673.4	652.1	700.2	695.5	745.9	702.6	720.7	696.3
40°	711.2	737.2	693.1	715.9	680.5	730.1	722.2	791.6	751.4	780.5	758.5
42.5°	768.7	786.8	728.5	756.9	714.4	764.8	750.6	834.1	799.4	844.3	819.9
45°	820.7	841.2	764.0	795.5	748.2	803.4	779.0	875.0	851.4	919.2	894.7
47.5°	894.7	864.8	796.3	837.2	784.5	845.1	812.8	923.1	914.4	1010.5	982.2
50°	870.3	890.0	823.1	865.6	817.5	891.6	856.1	980.6	982.9	1109.8	1093.2
52.5°	872.7	905.8	843.5	902.6	856.1	956.2	919.2	1049.9	1060.9	1205.8	1183.0
55°	886.9	935.7	874.3	953.8	910.5	1027.8	1001.9	1124.7	1143.6	1296.4	1283.0
57.5°	922.3	990.0	927.0	1031.0	986.1	1109.8	1086.1	1201.9	1227.9	1387.0	1383.1
60°	1058.6	1138.9	1028.6	1143.6	1083.8	1202.7	1171.2	1283.0	1309.0	1473.6	1483.9
62.5°	1210.6	1350.0	1284.6	1404.3	1246.0	1366.5	1273.6	1383.1	1384.6	1566.6	1598.9
65°	1250.0	1464.2	1520.1	1743.0	1660.3	1784.0	1535.9	1609.1	1514.6	1735.9	1782.4
67.5°	1235.0	1497.3	1652.4	1903.7	1997.4	2213.2	2171.5	2146.3	1927.3	2086.4	2142.3
70°	906.5	1184.6	1564.2	1819.4	2089.6	2231.3	2455.8	2478.6	2469.2	2447.1	2484.2
72.5°	412.7	647.4	1058.6	1350.0	1795.8	1891.1	2216.4	2210.1	2544.0	2461.3	2519.6
75°	162.2	249.7	504.1	753.8	1242.1	1359.4	1728.0	1636.7	2053.3	1932.0	2056.5
77.5°	89.0	111.8	189.0	323.7	678.1	740.4	1057.8	905.0	1273.6	1063.3	1105.0
80°	53.6	66.9	86.6	122.9	288.3	304.8	451.3	363.9	520.6	395.4	383.6
82.5°	29.1	36.2	43.3	60.6	107.1	118.9	155.9	140.2	167.0	142.6	139.4
85°	11.8	15.8	16.5	24.4	35.4	41.0	49.6	53.6	65.4	59.9	58.3
87.5°	0.0	0.8	0.0	1.6	0.0	1.6	0.0	2.4	2.4	3.9	4.7
90°	0.0	0.0	0.0	0.0	0.0	0.0	0.0	0.0	0.0	0.0	0.0



REPORT NUMBER: P227567

CATALOG NUMBER: ISS-AF-350-LED-E1-T2-7050

CANDELA DISTRIBUTION (continued):

	77.5°	80°	82.5°	85°	87.5°	90°	95°	100°	102.5°	105°	107.5°
0°	311.9	311.9	311.9	311.9	311.9	311.9	311.9	311.9	311.9	311.9	311.9
2.5°	314.3	316.6	313.5	313.5	309.5	311.9	309.5	307.2	303.2	304.0	298.5
5°	319.8	321.3	317.4	315.8	313.5	312.7	308.0	303.2	297.7	297.7	291.4
7.5°	325.3	325.3	319.8	319.8	314.3	312.7	305.6	297.7	289.8	289.1	279.6
10°	328.4	327.6	320.6	320.6	312.7	311.9	303.2	291.4	280.4	277.2	263.9
12.5°	334.7	334.0	325.3	323.7	313.5	313.5	300.9	285.1	269.4	263.9	244.9
15°	342.6	343.4	333.2	330.8	319.0	318.2	300.9	277.2	256.0	247.3	224.5
17.5°	355.2	356.0	341.8	339.5	325.3	322.9	301.7	267.8	237.9	228.4	207.9
20°	371.8	369.4	350.5	349.7	330.8	328.4	300.9	253.6	219.7	210.3	192.2
22.5°	392.2	389.9	365.5	363.1	341.0	337.1	300.1	238.6	203.2	193.0	181.2
25°	420.6	417.4	387.5	384.4	356.8	350.5	299.3	222.9	189.0	181.2	174.1
27.5°	456.0	449.7	413.5	410.3	373.3	365.5	296.1	204.8	174.9	169.3	166.2
30°	498.6	493.0	446.6	441.9	395.4	385.1	293.0	188.2	164.6	162.2	159.9
32.5°	549.0	543.5	486.7	481.2	423.7	408.8	287.5	174.9	158.3	158.3	155.2
35°	601.7	597.0	530.1	526.1	455.2	435.6	280.4	163.0	152.8	152.8	149.6
37.5°	649.0	652.9	577.3	574.2	486.7	462.3	272.5	155.2	148.1	146.5	143.3
40°	700.2	709.6	621.4	623.8	519.8	490.7	263.1	148.9	142.6	141.0	140.2
42.5°	752.2	770.3	667.9	676.6	552.9	519.8	256.0	144.9	140.2	137.0	136.3
45°	816.8	842.8	725.4	741.9	591.5	555.3	253.6	140.2	133.1	129.2	126.8
47.5°	897.1	931.8	796.3	815.2	642.7	597.8	258.3	138.6	128.4	123.7	118.9
50°	992.4	1025.5	880.6	888.4	700.2	644.3	268.6	141.0	126.8	119.7	112.6
52.5°	1093.2	1118.4	969.6	960.9	760.1	690.0	280.4	141.8	122.9	115.8	107.1
55°	1197.2	1211.4	1052.3	1029.4	814.4	735.6	296.1	141.0	119.7	111.8	100.8
57.5°	1298.8	1303.5	1125.5	1103.5	868.0	790.0	315.8	138.6	115.0	107.1	95.3
60°	1398.0	1405.9	1206.6	1186.2	926.2	860.1	344.2	134.7	108.7	103.2	90.6
62.5°	1506.7	1532.7	1303.5	1306.7	1006.6	969.6	397.7	130.0	102.4	96.1	83.5
65°	1654.8	1754.0	1463.4	1537.4	1161.0	1175.9	500.1	116.6	93.7	85.9	77.2
67.5°	2025.8	2134.4	1851.7	1881.6	1522.5	1433.5	564.7	99.2	82.7	77.2	71.7
70°	2490.5	2412.5	2211.6	2030.5	1733.5	1473.6	497.0	83.5	73.2	70.1	66.9
72.5°	2618.0	2338.4	2173.0	1901.3	1602.8	1285.4	380.4	71.7	65.4	63.8	61.4
75°	2300.6	1895.8	1905.3	1510.7	1328.7	979.8	259.9	61.4	56.7	55.9	55.1
77.5°	1471.3	974.3	1186.2	746.7	767.1	453.7	126.8	51.2	48.8	48.8	47.3
80°	523.0	324.5	367.0	235.5	214.2	144.1	68.5	41.0	39.4	40.2	39.4
82.5°	156.7	124.4	122.1	95.3	74.0	60.6	37.8	31.5	29.9	30.7	29.1
85°	63.0	48.8	41.0	31.5	26.0	23.6	20.5	21.3	18.9	20.5	18.1
87.5°	3.9	3.2	2.4	3.2	0.0	1.6	3.9	3.2	0.8	3.2	2.4
90°	0.0	0.0	0.0	0.0	0.0	0.0	0.0	0.0	0.0	0.0	0.0



REPORT NUMBER: P227567

CATALOG NUMBER: ISS-AF-350-LED-E1-T2-7050

CANDELA DISTRIBUTION (continued):

	110°	112.5°	115°	117.5°	120°	122.5°	125°	127.5°	130°	135°	145°
0°	311.9	311.9	311.9	311.9	311.9	311.9	311.9	311.9	311.9	311.9	311.9
2.5°	302.4	296.9	299.3	296.9	298.5	293.8	295.4	291.4	291.4	290.6	286.7
5°	292.2	286.7	285.9	280.4	281.2	274.9	274.1	267.0	267.0	260.7	248.9
7.5°	278.0	269.4	268.6	257.6	256.8	248.1	244.9	237.1	236.3	229.2	222.1
10°	259.9	246.5	244.2	230.0	230.8	221.3	220.5	215.0	215.0	211.9	211.9
12.5°	239.4	224.5	222.9	211.9	212.7	206.4	207.1	204.0	205.6	207.1	212.7
15°	220.5	208.7	207.1	200.1	200.8	199.3	201.6	201.6	204.0	207.9	217.4
17.5°	204.8	194.5	195.3	192.2	195.3	194.5	199.3	198.5	203.2	207.9	219.7
20°	190.6	185.1	187.5	186.7	190.6	190.6	194.5	195.3	199.3	205.6	219.0
22.5°	181.2	179.6	181.9	181.9	185.1	185.9	189.8	192.2	194.5	200.8	212.7
25°	175.6	174.9	177.2	178.0	180.4	181.2	185.1	185.1	189.0	193.0	199.3
27.5°	167.8	166.2	169.3	169.3	172.5	171.7	176.4	174.9	178.8	180.4	181.9
30°	162.2	159.9	162.2	161.5	163.8	161.5	163.8	161.5	163.8	163.8	161.5
32.5°	156.7	154.4	155.2	152.0	154.4	151.2	152.0	148.9	150.4	148.9	149.6
35°	151.2	148.1	148.1	144.1	144.1	140.2	141.8	138.6	141.8	144.1	143.3
37.5°	143.3	141.0	141.0	137.8	139.4	137.8	141.0	139.4	140.2	137.0	131.5
40°	138.6	140.2	139.4	141.8	140.2	137.8	135.5	130.7	130.0	128.4	125.2
42.5°	131.5	133.1	129.2	132.3	130.0	130.7	129.2	126.8	125.2	123.7	120.5
45°	121.3	121.3	118.1	122.9	120.5	125.2	123.7	123.7	122.1	119.7	117.4
47.5°	112.6	113.4	110.3	114.2	112.6	118.9	118.1	120.5	120.5	118.9	112.6
50°	107.1	105.5	103.2	107.1	106.3	111.8	112.6	117.4	116.6	117.4	111.8
52.5°	102.4	99.2	96.9	99.2	99.2	104.0	105.5	111.1	111.8	113.4	110.3
55°	96.9	92.9	91.4	92.9	92.9	97.7	100.0	104.0	106.3	111.1	109.5
57.5°	92.2	86.6	85.1	86.6	87.4	92.2	94.5	98.5	101.6	107.9	107.1
60°	86.6	81.9	80.3	82.7	83.5	88.2	90.6	94.5	96.9	104.0	104.0
62.5°	80.3	76.4	76.4	77.2	78.8	83.5	85.1	90.6	91.4	100.0	100.8
65°	74.8	72.5	72.5	73.2	74.8	78.8	79.5	85.1	85.9	94.5	96.9
67.5°	70.1	68.5	68.5	69.3	70.1	73.2	74.0	79.5	81.1	89.0	92.9
70°	65.4	63.8	63.0	63.0	65.4	67.7	69.3	74.8	75.6	82.7	87.4
72.5°	59.9	58.3	58.3	57.5	59.9	61.4	64.6	67.7	69.3	76.4	79.5
75°	54.3	52.8	52.8	52.0	53.6	56.7	57.5	60.6	61.4	67.7	70.9
77.5°	47.3	45.7	45.7	45.7	47.3	48.0	48.8	52.0	53.6	59.1	62.2
80°	39.4	37.8	38.6	37.8	40.2	37.0	39.4	42.5	44.1	47.3	45.7
82.5°	29.9	27.6	28.4	28.4	29.1	26.8	28.4	29.9	31.5	33.9	33.1
85°	18.9	16.5	18.1	16.5	18.1	15.8	17.3	17.3	18.9	17.3	16.5
87.5°	3.9	1.6	3.9	1.6	4.7	0.0	2.4	0.0	1.6	0.8	0.0
90°	0.0	0.0	0.0	0.0	0.0	0.0	0.0	0.0	0.0	0.0	0.0



REPORT NUMBER: P227567

CATALOG NUMBER: ISS-AF-350-LED-E1-T2-7050

CANDELA DISTRIBUTION (continued):

	155°	165°	175°	180°
0°	311.9	311.9	311.9	311.9
2.5°	282.8	279.6	278.0	277.2
5°	242.6	237.1	235.5	233.9
7.5°	218.2	216.6	216.6	215.8
10°	213.4	215.8	216.6	216.6
12.5°	219.0	222.9	226.0	226.0
15°	226.0	233.1	237.1	237.1
17.5°	231.6	241.0	244.9	245.7
20°	232.3	241.8	247.3	248.1
22.5°	225.3	231.6	235.5	235.5
25°	207.1	210.3	212.7	212.7
27.5°	184.3	183.5	182.7	185.9
30°	160.7	159.1	155.9	159.1
32.5°	152.0	146.5	138.6	141.0
35°	138.6	137.0	133.1	133.9
37.5°	133.9	147.3	146.5	147.3
40°	128.4	144.9	144.1	145.7
42.5°	123.7	133.1	123.7	124.4
45°	115.0	118.9	111.1	111.1
47.5°	111.1	109.5	106.3	105.5
50°	107.9	107.9	106.3	104.8
52.5°	105.5	104.0	109.5	108.7
55°	102.4	100.8	104.8	104.8
57.5°	100.0	96.1	102.4	102.4
60°	97.7	93.7	100.0	100.0
62.5°	96.1	91.4	99.2	98.5
65°	93.7	89.0	99.2	97.7
67.5°	90.6	84.3	97.7	95.3
70°	84.3	78.8	92.2	85.9
72.5°	78.0	71.7	78.8	73.2
75°	68.5	63.0	63.8	63.0
77.5°	57.5	51.2	49.6	50.4
80°	43.3	39.4	37.8	37.8
82.5°	31.5	26.8	27.6	22.8
85°	14.2	10.2	7.9	7.9
87.5°	0.0	0.0	0.0	0.0
90°	0.0	0.0	0.0	0.0

(END OF REPORT)